

# “La valigia” (“The suitcase”) – an amazing picture book of Angelo Ruta

The book invites us to walk in another’s shoes for a while...and to contemplate our own shoes

## What is the book about?

The story told through Angelo Ruta’s images is about a dream stored inside a large suitcase, which a child laboriously carries away from a desolate world destroyed by violence and war. Outside the suitcase he finds only rubble and pain. Inside is the dream of a happy life and family, to which the child keeps firmly attached.

## When we can use the book?



We can use the book as a tool facilitating discussion about emotions, state of mind, difficulties, it helps to understand emotions children feel at the moment, without neglecting their importance.




The book emphasizes the importance of life for which hope should never be lost, toward the affections that color life and which should be cultivated every day.



A pleasant way to create activities building emotional intelligence and children’s skill and ability in recognizing their own emotions and reading other’s emotions. The book can help all children understand the experience of new arrivals in the classroom.

## Which skills we make flourish?

- empathy
- emotional intelligence
- intercultural awareness
- critical visual skills
- respect, equality and non-discrimination



## Which Method we use?

- Collective reading
- Meaning making discussion and reflection
- Creative expression



You will find activities:  
addressing 7-11 years old children

“La valigia” (“The suitcase”) –  
an amazing picture book of  
Angelo Ruta

## Activity - let's put it into practice!

Visual narratives in picture books can be seen as small-scale worlds that welcome and take us through the complex dynamic of reading and interpreting cultural, natural and inner images that we see.

Duration: 45 min

### Structure

1

Collective  
reading

Before you start, make sure that children are comfortable and relaxed. Invite all to sit in a circle. If you don't know the children you are working with, start the workshop by presenting yourself and get to know the children. Present the book, start from the cover page.

Make some introductory questions:

- What do you think the book is about?
- What do you think about the cover page? Is it possible to discover the topic of the book from the cover?

2

Meaning  
making  
discussion  
and  
reflection

Remember: There are no wrong or right answers :)

We go through the whole book together and stop to hear and exchange reflections

After reading the book we can ask more focused questions:

- Why do people move?
- What makes a place home?
- What is my place in the world?

3

Creative  
expression

CREATIVE EXPRESSION ACTIVITY: **DEPARTURE**

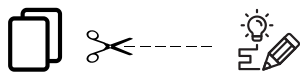
Ask students **imagine one item they would pack with them to take on a journey** (this might be of value, have sentimental meaning, bring comfort or be for practical purposes).

**What we need?** An old, vintage-inspired suitcase, cards (or small pieces of paper / card), a pen.











- Using the visual symbol of the suitcase which features throughout the book, students imagine one item they would pack with them to take on a journey.
- Students are to visualise this item and describe it aloud to their peers, using skills of mime and imagination, before placing the imagined object in the suitcase (use cards to write down the name of the item). You can use the worksheet 1 "card template" for the activity.



Activity DEPARTURE: Worksheet 1: "card template" - Imagine one item you would pack in the suitcase to take on a journey.



ages  
7 - 11



How much did you like the activity?

